




## RANGE OF KITCHEN APPLIANCES

Picture	Product (Model)	Description
	<b>Smart Blender</b>	Rated 120V, 60Hz, 600W. ABS plastic housing with texture and SS accents 1.5 L (48 oz) glass jar with easy-off lid and a clear measuring cup Power on/off button, blue power on light. 2 speed pulse setting--hi and lo speed LCD display with 12 pre-set blending speeds which can be selected Program controled salsa and drink function A timer button to preset the running time displayed on the LCD(Timer control) Unit completely disassembles for easy cleaning S.S blade & Non-skid feet.
	<b>Food Processor</b>	500W +5/-10W 14 cup capacity Slicing, Shredding, Dough blades Electronic control Cord Storage Non-skid feet Black with S.S accents Extra large chute Gear box & safety lock on shooter Comply Rohs standard
	<b>Hand Mixer</b>	6 speeds w/Electronic control Eject button, Speed control Chrome plated dough hook, beater and egg whisk Detachable cord Storage case Large heel rest Soft start LCD display 120V 60Hz, 300W Comply RoHS standard